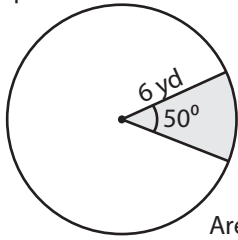


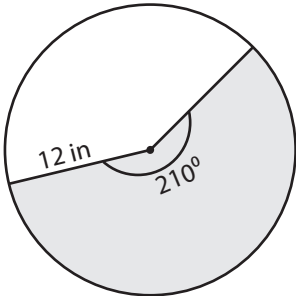
Example:



$$\begin{aligned} \text{Area of a sector} &= \frac{\text{central angle}}{360^\circ} \times \pi \times \text{radius}^2 = \frac{\theta \times \pi \times r^2}{360^\circ} \\ &= \frac{50^\circ \times 3.14 \times 6 \times 6}{360^\circ} \\ &= \mathbf{15.7 \text{ yd}^2} \end{aligned}$$

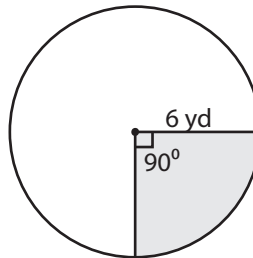
Find the area of each shaded region. Round the answer to two decimal places. ( use  $\pi=3.14$  )

1)



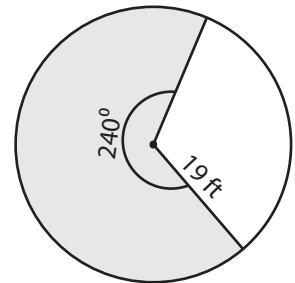
Area = **263.76 in<sup>2</sup>**

2)



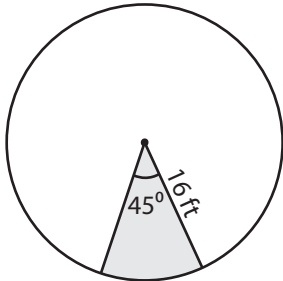
Area = **28.26 yd<sup>2</sup>**

3)



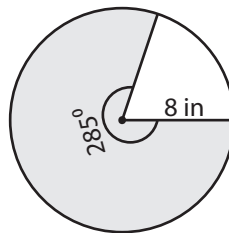
Area = **755.69 ft<sup>2</sup>**

4)



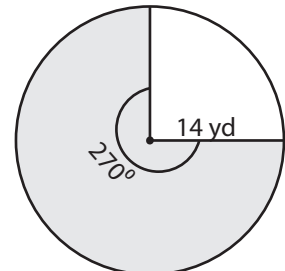
Area = **100.48 ft<sup>2</sup>**

5)



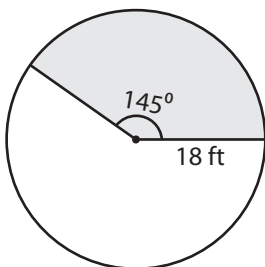
Area = **159.09 in<sup>2</sup>**

6)



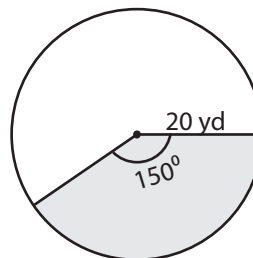
Area = **461.58 yd<sup>2</sup>**

7)



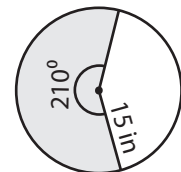
Area = **409.77 ft<sup>2</sup>**

8)



Area = **523.33 yd<sup>2</sup>**

9)



Area = **412.13 in<sup>2</sup>**